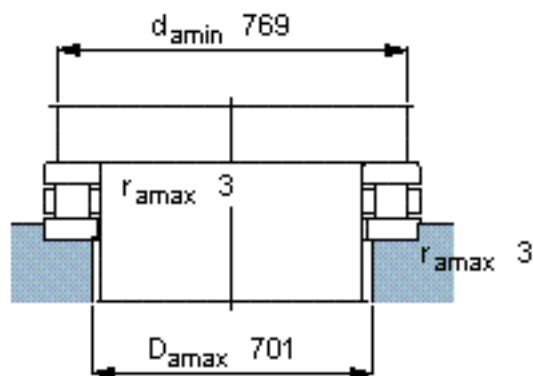
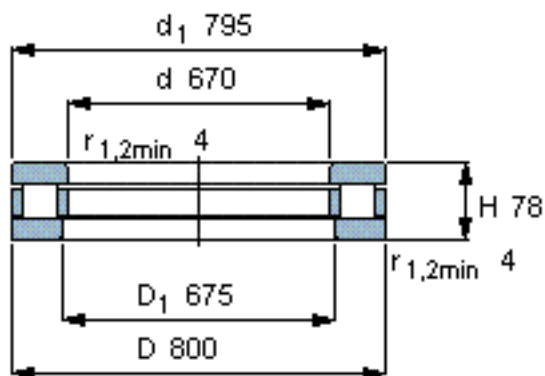


SKF 891/670 M参数

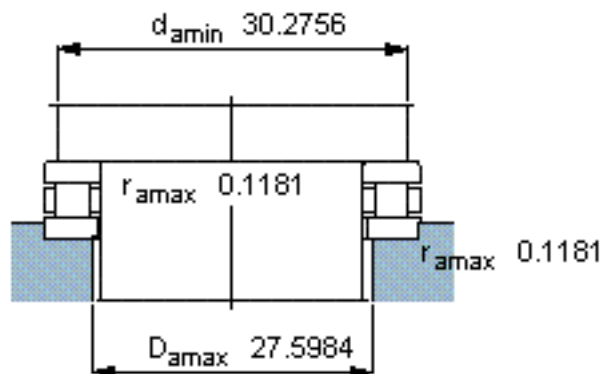
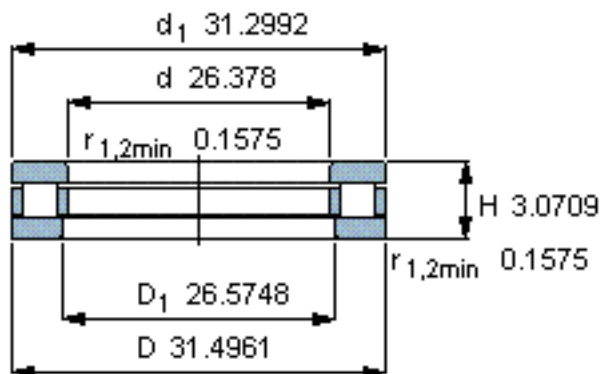
| | | | | |
|--------|------------|-----------|-------|-----|
| 主要尺寸 | d | 670 | mm | - |
| | D | 800 | mm | - |
| | H | 78 | mm | - |
| 基本额定载荷 | C | 2000000 | N | 动载荷 |
| | C_0 | 13400000 | N | 静载荷 |
| 疲劳载荷极限 | P_u | 815000 | N | - |
| 最小载荷系数 | A | 14 | - | - |
| 额定转速 | 额定转度 | 220 | r/min | - |
| | 极限转速 | 450 | r/min | - |
| 重量 | 重量 | 75500 | g | - |
| 型号 | 完整轴承 | 891/670 M | - | - |
| | 滚子和保持架推力组件 | - | - | - |

SKF 891/670 M图片

完整轴承



完整轴承



参考资料:<http://www.sozhou.com/p/00fdf71d.html>