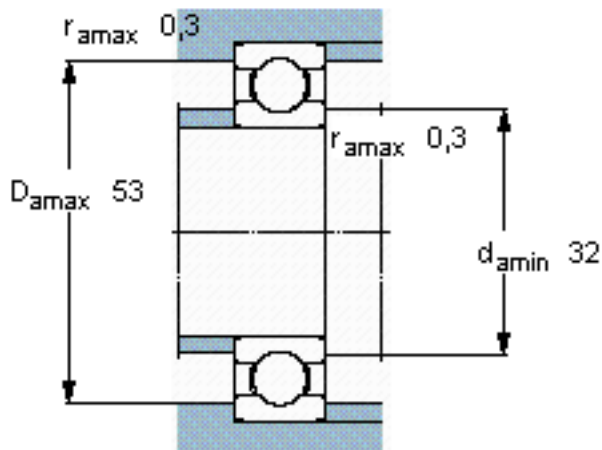
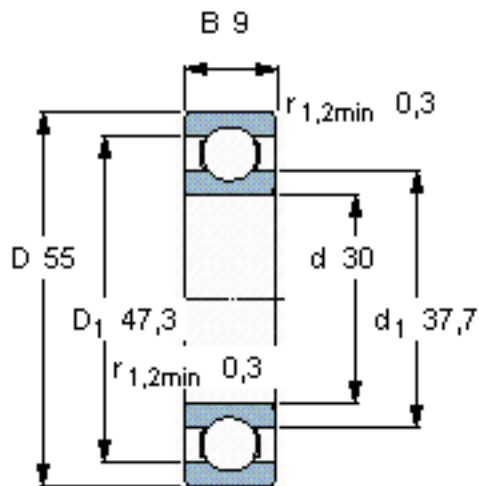


SKF 16006/W64 *参数

主要尺寸	d	30	mm	-
	D	55	mm	-
	B	9	mm	-
基本额定载荷	C	11900	N	动载荷
	C_0	7350	N	静载荷
疲劳载荷极限	P_u	310	N	-
极限转速	极限转速	7100	r/min	-
重量	重量	85	g	-
型号	* SKF 探索者轴承	16006/W64 *	-	-

SKF 16006/W64 *图片

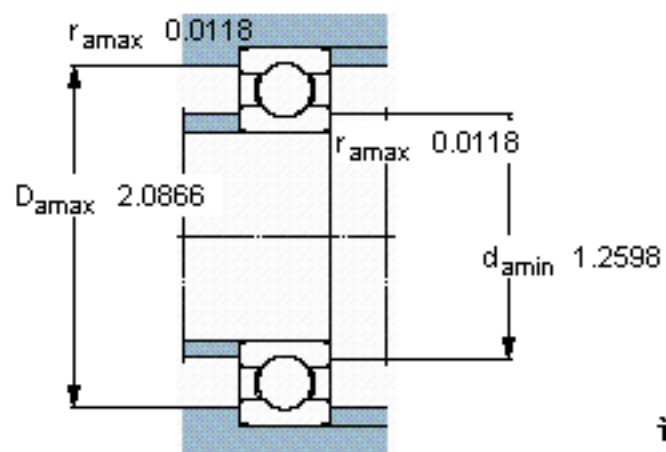
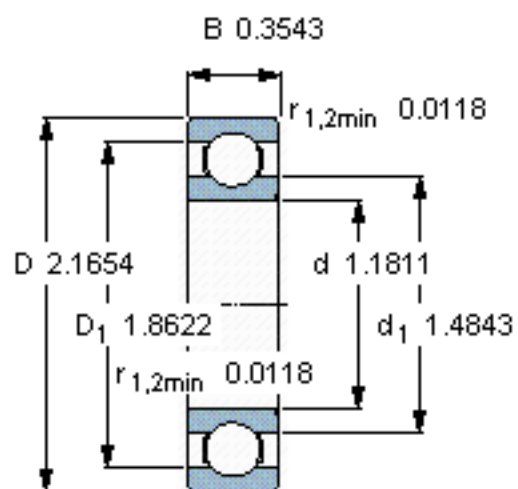


计算系数

k_r 0,02

f_0 15

参考资料: <http://www.sozhou.com/p/1b37330b.html>



计算系数

k_r 0,02

f_0 15