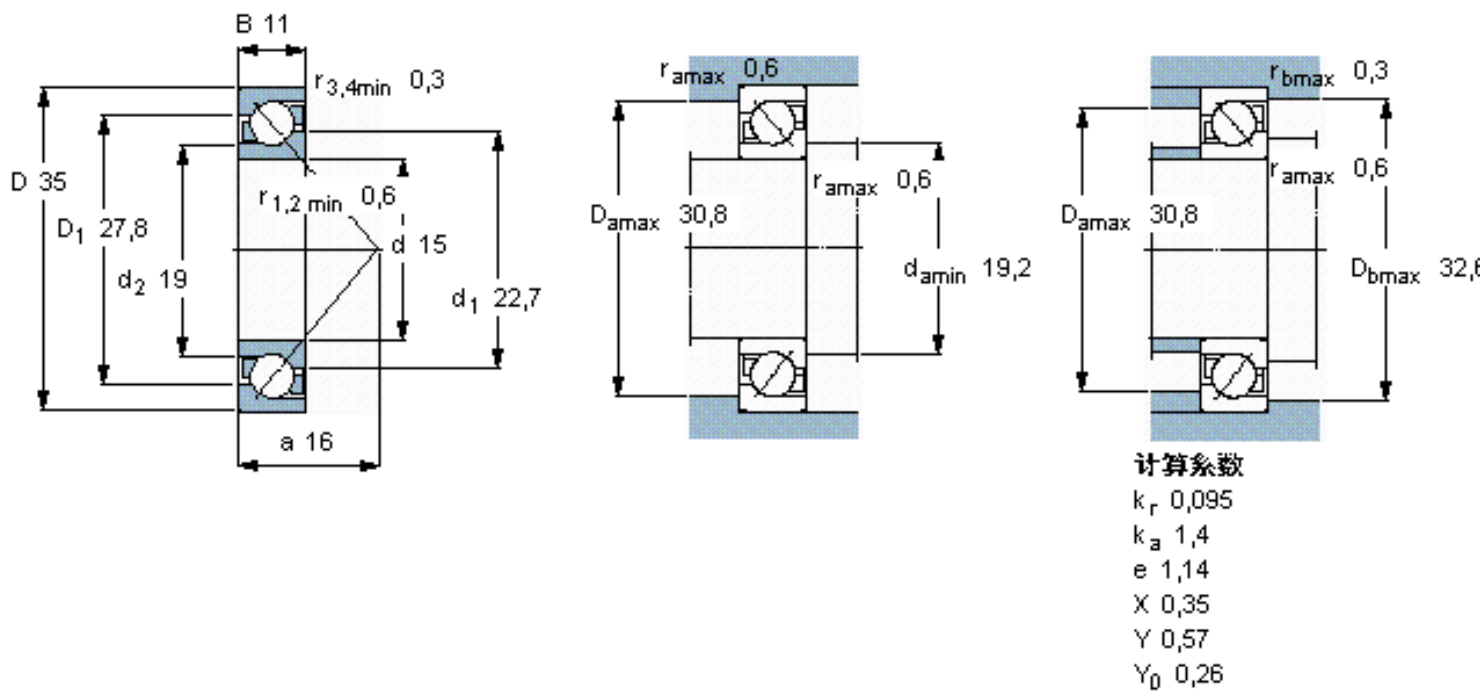


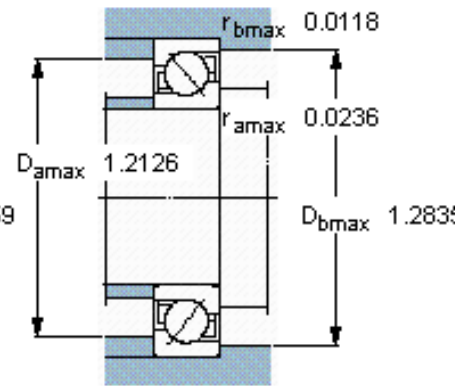
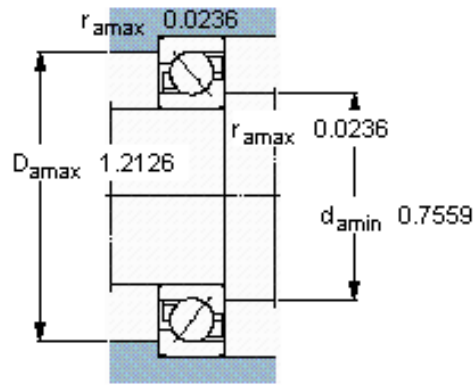
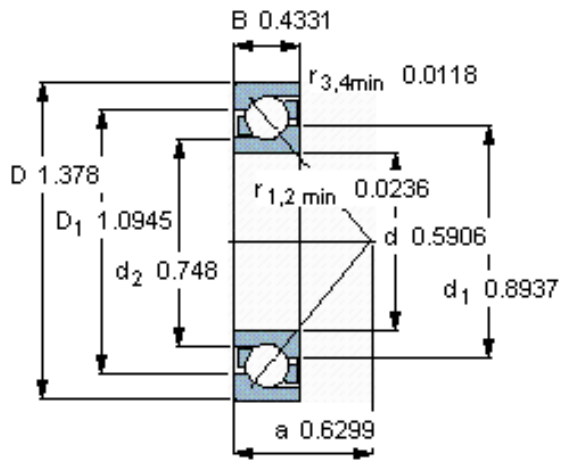
SKF 7202 BEP参数

主要尺寸	d	15	mm	-
	D	35	mm	-
	B	11	mm	-
基本额定载荷	C	8840	N	动载荷
	C_0	4800	N	静载荷
疲劳载荷极限	P_u	204	N	-
额定转速	参考转速	24000	r/min	-
	极限转速	24000	r/min	-
重量	重量	45	g	-
型号	* SKF 探索者轴承	7202 BEP	-	-

SKF 7202 BEP图片



参考资料:<http://www.sozhou.com/p/8288997c.html>



计算系数

k_r 0,095

k_a 1,4

e 1,14

X 0,35

Y 0,57

Y_0 0,26