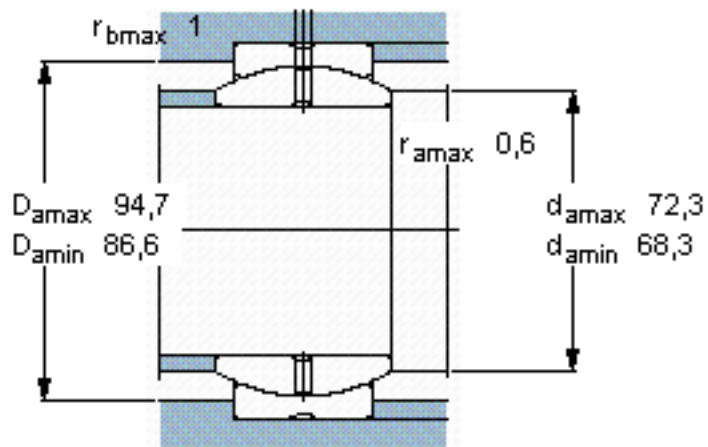
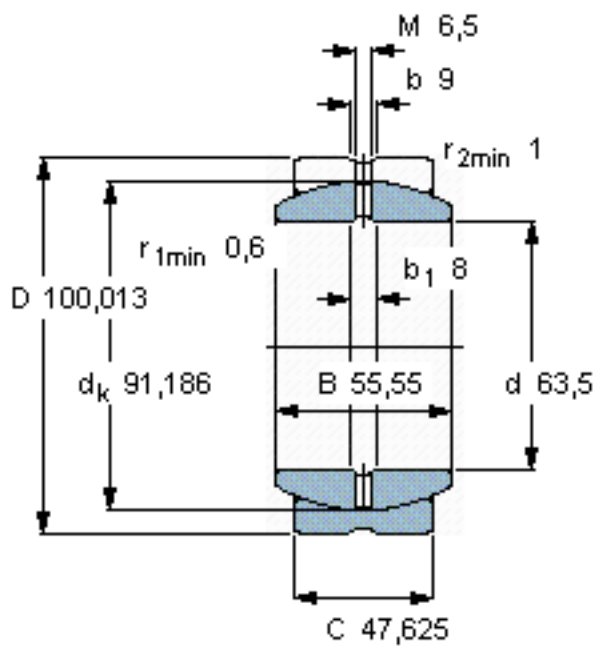


SKF GEZ 208 ES参数

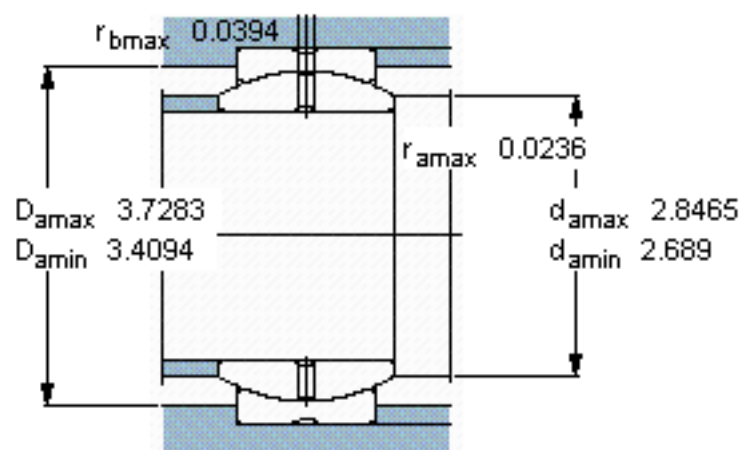
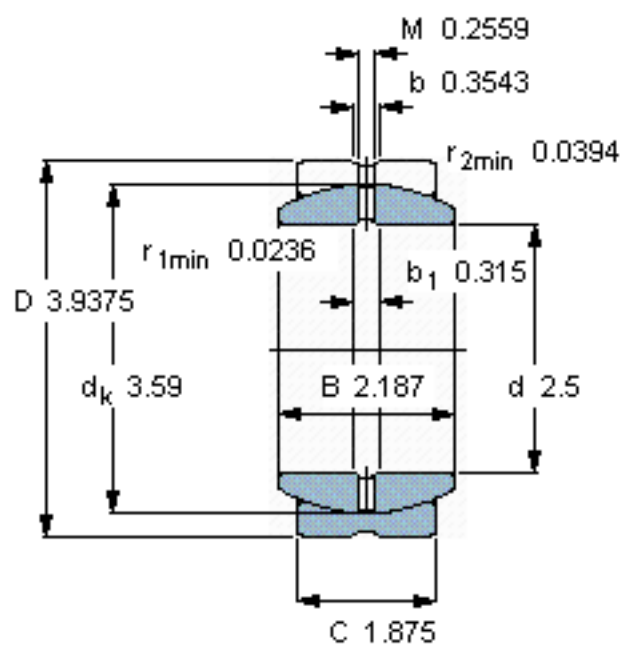
主要尺寸	d	63.5	mm	-
	D	100.013	mm	-
	B	55.55	mm	-
	C	47.625	mm	-
倾斜角	倾斜角	6	°	-
基本额定载荷	C	345000	N	动载荷
	$C_0$	1040000	N	静载荷
重量	重量	1850	g	-
型号	型号	GEZ 208 ES	-	-

SKF GEZ 208 ES图片



**特定负荷系数**  
K 100  
**材料常数**  
 $K_M\ 330$

参考资料: <http://www.sozhou.com/p/8667b2a1.html>



特定负荷系数

$K = 100$

材料常数

$K_M = 330$