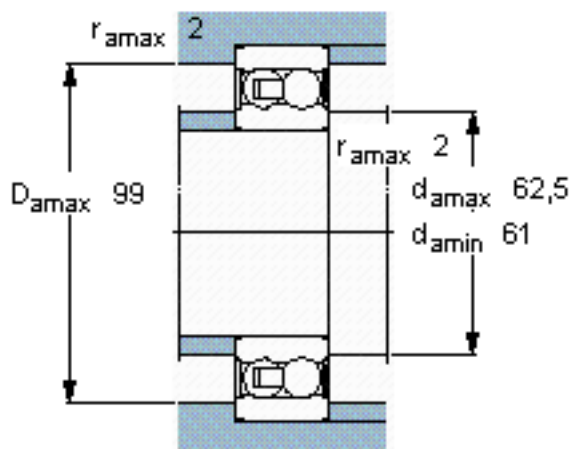
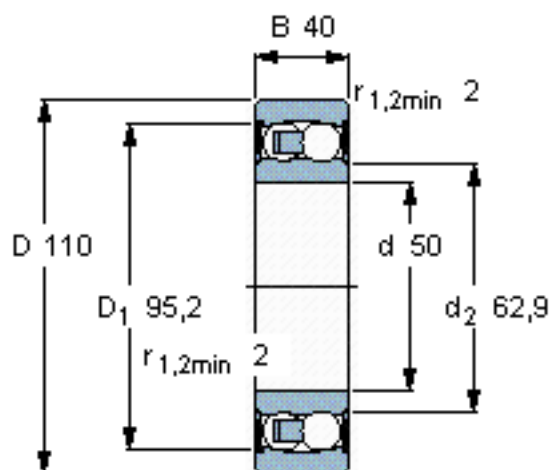


SKF 2310 E-2RS1TN9参数

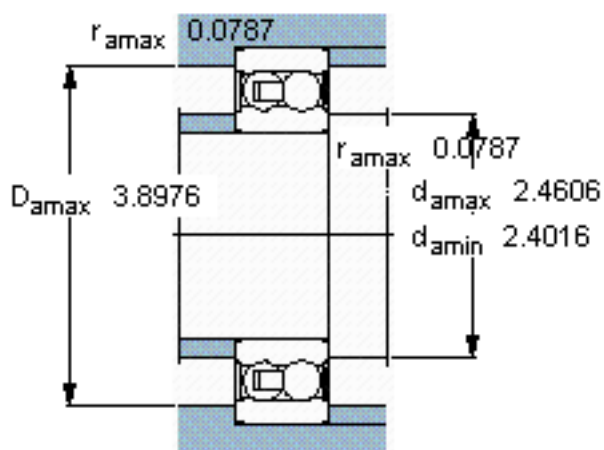
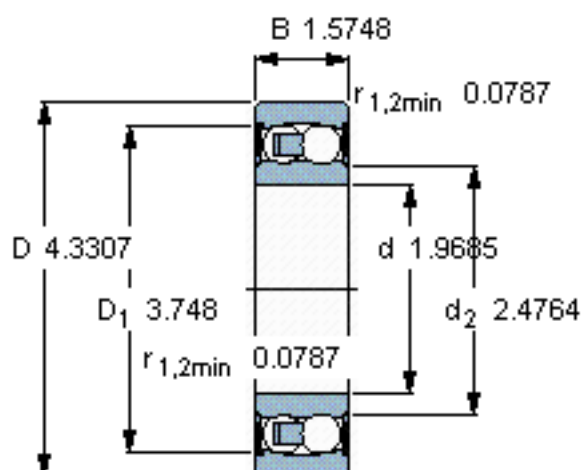
主要尺寸	d	50	mm	-
	D	110	mm	-
	B	40	mm	-
基本额定载荷	C	43600	N	动载荷
	C_0	14000	N	静载荷
疲劳载荷极限	P_u	720	N	-
额定转速	参考转速	-	r/min	-
	极限转速	4000	r/min	-
重量	重量	1650	g	-
型号	型号	2310 E-2RS1TN9	-	-

SKF 2310 E-2RS1TN9图片



计算系数

e 0,24
Y₁ 2,6
Y₂ 4,1
Y₀ 2,8



计算系数

e 0,24
Y₁ 2,6
Y₂ 4,1
Y₀ 2,8

参考资料:<http://www.sozhou.com/p/9fb2245e.html>