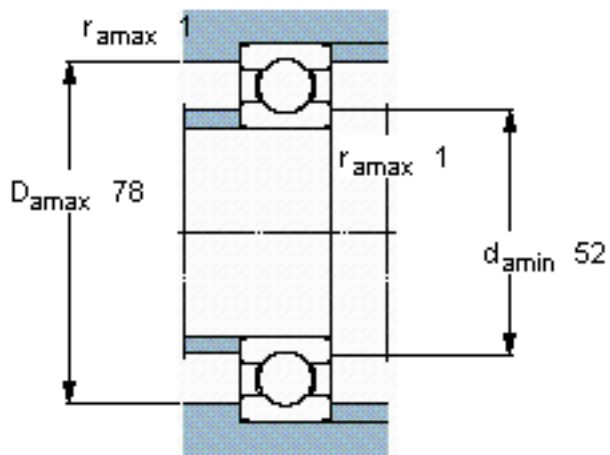
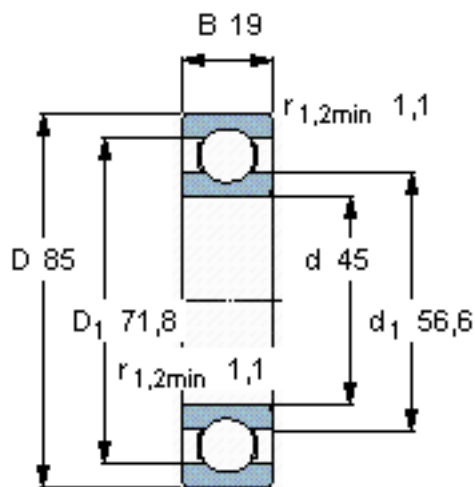


SKF W 6209参数

| | | | | |
|--------|-------|--------|-------|-----|
| 主要尺寸 | d | 45 | mm | - |
| | D | 85 | mm | - |
| | B | 19 | mm | - |
| 基本额定载荷 | C | 27600 | N | 动载荷 |
| | C_0 | 19600 | N | 静载荷 |
| 疲劳载荷极限 | P_u | 865 | N | - |
| 额定转速 | 参考转速 | 17000 | r/min | - |
| | 极限转速 | 11000 | r/min | - |
| 重量 | 重量 | 410 | g | - |
| 型号 | 型号 | W 6209 | - | - |

SKF W 6209图片

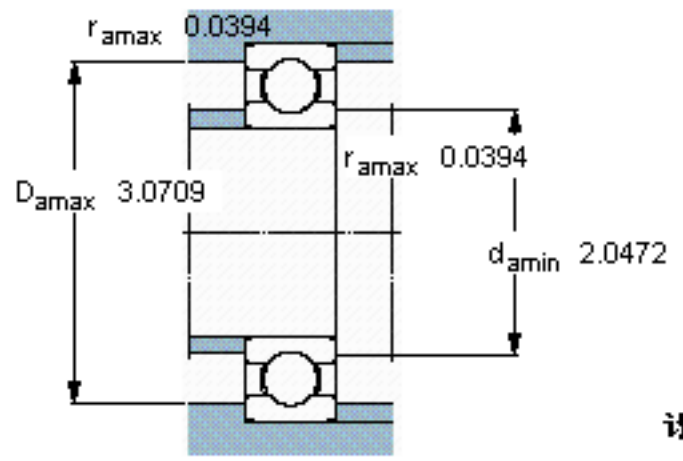
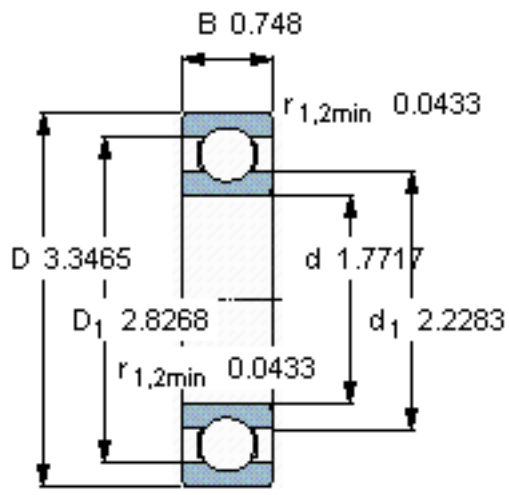


计算系数

k_r 0,025

f_0 14

参考资料:<http://www.sozhou.com/p/a4551df2.html>



计算系数
 k_r 0,025
 f_0 14