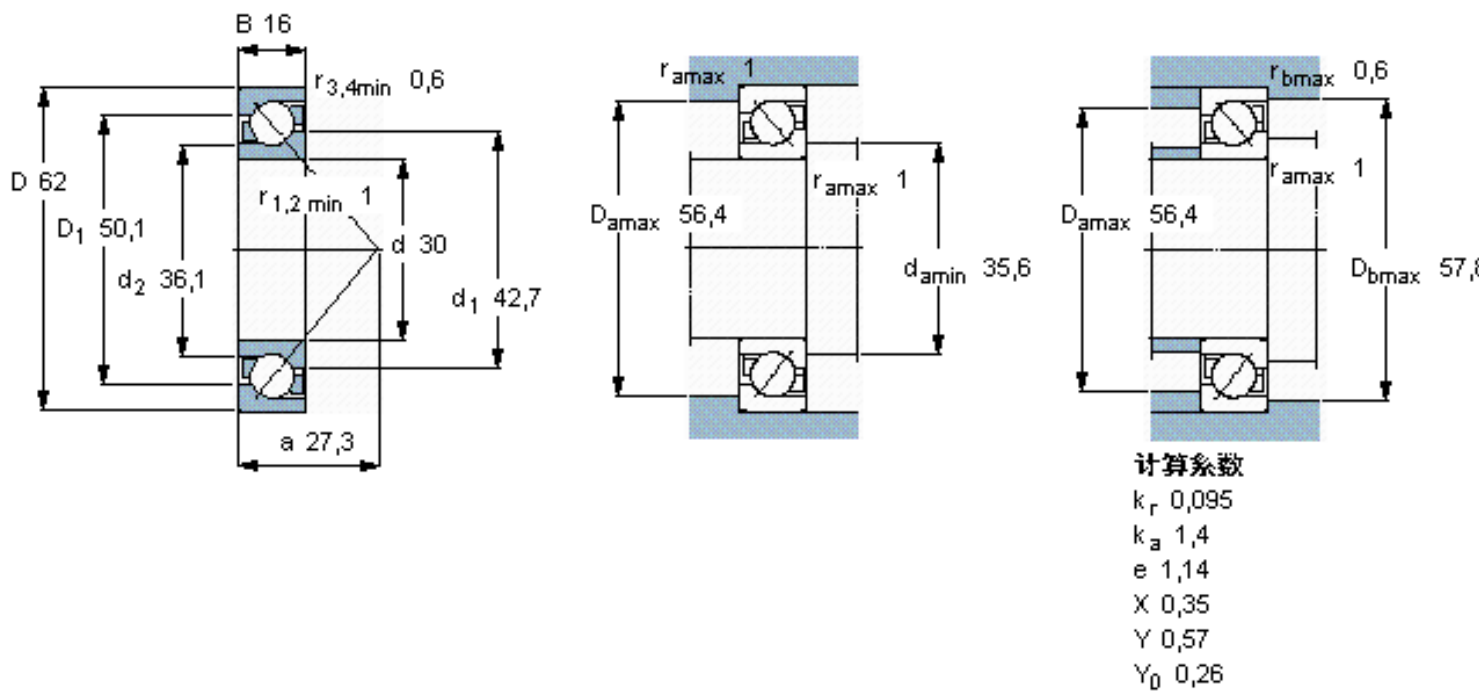


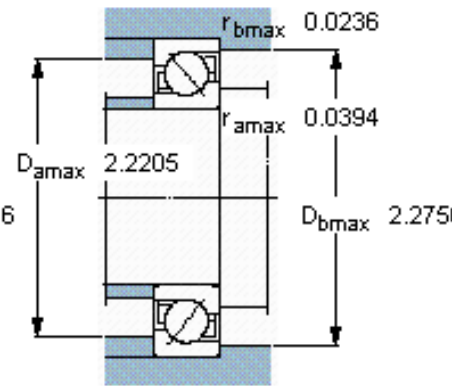
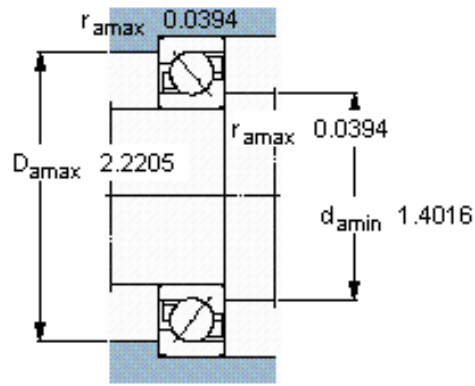
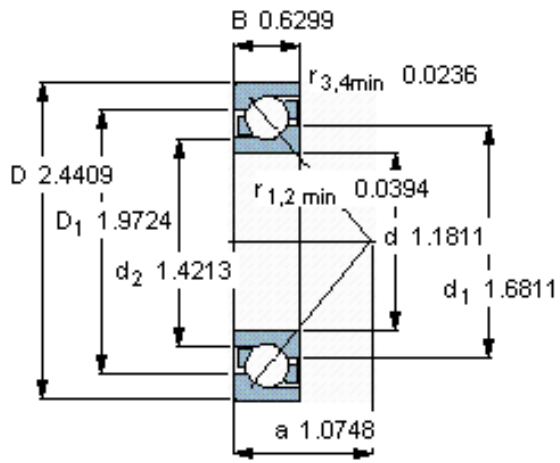
### SKF 7206 BEP参数

主要尺寸	d	30	mm	-
	D	62	mm	-
	B	16	mm	-
基本额定载荷	C	22500	N	动载荷
	$C_0$	14300	N	静载荷
疲劳载荷极限	$P_u$	610	N	-
额定转速	参考转速	13000	r/min	-
	极限转速	13000	r/min	-
重量	重量	190	g	-
型号	* SKF 探索者轴承	7206 BEP	-	-

### SKF 7206 BEP图片



参考资料:<http://www.sozhou.com/p/c97a2855.html>



**计算系数**

$k_r$  0,095

$k_a$  1,4

$e$  1,14

$X$  0,35

$Y$  0,57

$Y_0$  0,26