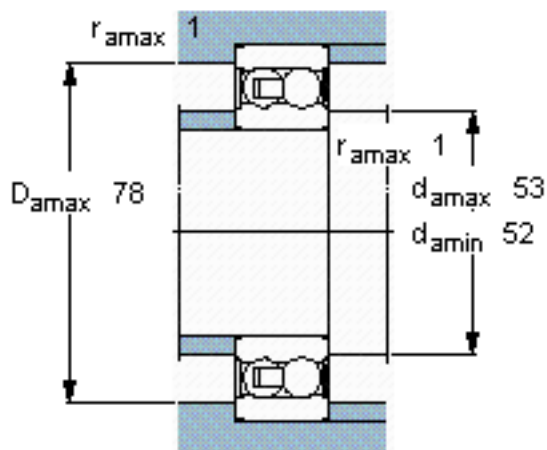
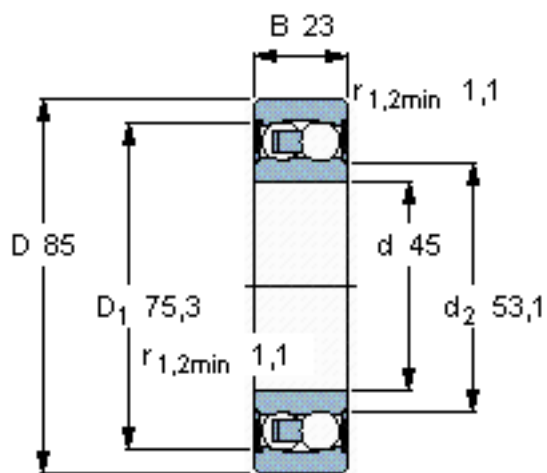


SKF 2209 E-2RS1TN9/W64参数

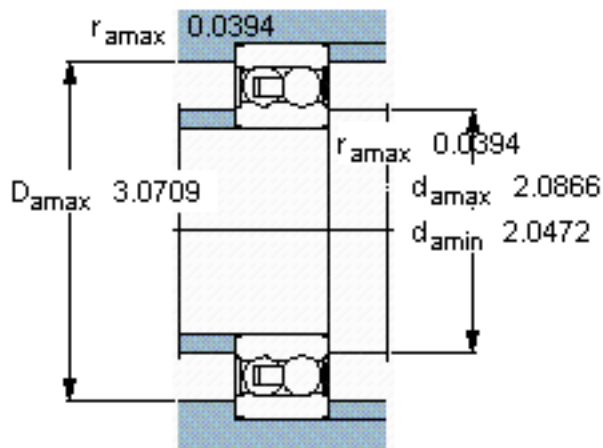
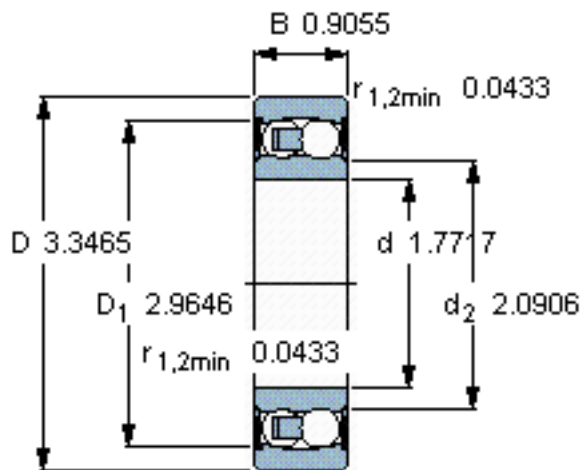
主要尺寸	d	45	mm	-
	D	85	mm	-
	B	23	mm	-
基本额定载荷	C	22900	N	动载荷
	$C_0$	7800	N	静载荷
疲劳载荷极限	$P_u$	400	N	-
极限转速	极限转速	600	r/min	-
重量	重量	530	g	-
型号	型号	2209 E-2RS1TN9/W64	-	-

SKF 2209 E-2RS1TN9/W64图片



计算系数

e 0,21  
Y<sub>1</sub> 3  
Y<sub>2</sub> 4,6  
Y<sub>0</sub> 3,2



计算系数

e 0,21  
Y<sub>1</sub> 3  
Y<sub>2</sub> 4,6  
Y<sub>0</sub> 3,2

参考资料:<http://www.sozhou.com/p/def2f20b.html>